






SUITE	AREA (sq.m)	CEILING H (m)	DIMENSION LxW (m)	THEATRE capacity	CLASSROOM capacity	DINNER capacity	RECEPTION capacity	BOARDROOM capacity
Celtic Suite	203.7	2.5	21 x 9.7	180	80	150	300	50
FACILITIES	AIR HANDLING	3 PHASE POWER	SOUND SYSTEM	AV	BLACKOUT	NATURAL DAYLIGHT	DIMMERS	BROADBAND
Celtic Suite	yes	no	yes	yes	yes	yes	no	no

	Entrance / Exit
	Data Projector
	Sockets
	Blind Control
	Screen